



HYCON CUT-OFF SAWS

POWER BEYOND COMPARE



HYCON CUT-OFF SAWS

The HYCON hydraulic cut-off saws are made for pro-cutters. Being unaffected by water, dust, and slurry, the tools are incredibly sturdy and will work even in the most demanding environments.


The HYCON cut-off saw is available in four variants: HCS14, HCS16, HCS18, and HCS20 – all built for rugged use day after day – without breakdowns. The hydraulic direct drive motor makes it perfect for operation in the harshest working conditions, and the portability of the

power pack ensures excellent flexibility. Just place it in the back of a van and go.


The tool automatically cuts off if the disc jams, meaning no injury to the operator. All saws can be used for horizontal and vertical cutting and will work with standard diamond hand-cutting blades for asphalt or reinforced concrete. Abrasive or rescue diamond blades can cut off steel pipes, beams, or rebars.

The HCS 16 and HCS 18 saw can easily be mounted on HYCON's SawEZ rail system for easy and accurate cutting on walls. Change to the HRS ring saw for deeper cutting in the same cutline.





HYCON designed an integrated direct drive motor built for high efficiency and acceptance of high return back pressure allowing for long hose lines.




ADDITIONAL FEATURES

- ▶ Low weight for operator comfort
- ▶ Built-in water line
- ▶ Hydraulic-driven means no exhaust gasses close to the operator
- ▶ Designed for both vertical and horizontal use
- ▶ Perfect for all work conditions – dusty, wet, and underwater.
- ▶ All parts run in oil – ensuring long product life.
- ▶ High-quality motor with direct drive for low maintenance – especially compared to belt-driven 2-stroke engine saws.

HCS14



HCS16



HCS18



HCS20



TECHNICAL SPECIFICATIONS

	HCS14	HCS16	HCS18	HCS20
Item no.	3030351	3030401	3030451	3030500
Weight [kg / lbs]	7.4 / 16.3	7.8 / 17.2	8.1 / 17.9	9.2 / 20.3
Blade dimensions Ø [mm / inch]	350 / 14	400 / 16	450 / 18	500 / 20
Cutting depth [mm / inch]	137 / 5.4	162 / 6.4	187 / 7.4	212 / 8.3
Oil flow [LPM / GPM]	20 - 30 / 5 - 8	20 - 40 / 5 - 10	20 - 40 / 5 - 10	30 - 40 / 8 - 10
Working pressure [bar / psi]	120 / 1740	120 / 1740	120 / 1740	120 / 1740
Max pressure [bar / psi]	172 / 2500	172 / 2500	172 / 2500	172 / 2500
Rotation speed max [rpm]	4000	3800	3300	2200
Blade peripheral speed max [m/s / yard per second]	71 / 77	81 / 89	79 / 86	59 / 65
Sound power level LWa [dB]	116	108	110	110
Vibration level, 3 axis [m/s ²]	< 2.5	< 2.5	< 2.5	< 2.5

ACCESSORIES

Diamond disc f/HCS14	Item no.
Ø 350 mm disc f/concrete	4020590
Diamond disc f/HCS16	Item no.
Ø 400 mm disc f/concrete	4030592
Diamond disc f/HCS18	Item no.
Ø 450 mm disc f/concrete	4030595
Diamond disc f/HCS20	Item no.
Ø 500 mm disc f/concrete	4030567



Dust suppression kit	Item no.
HYCON water container	3030051



SawEZ guide rail	Item no.
Rail kit excl. saw adaptor	4040100
Rail extension kit, 1 m	4040110
Adapter HCS 16"	4040116
Adapter HCS 18"	4040118



Cart f/HCS14 - HCS16 - HCS18	Item no.
for HCS14 - HCS16 - HCS18	3030300

The cart is delivered with a 20 l water tank and has a scale for easy adjustment of cutting depth. Incl. water kit.



SEE ADDITIONAL PRODUCT RANGE ON HYCON.DK

HYCON

HYCON A/S
Juelstrupparken 11
DK-9530 Støvring

Tel +45 9647 5200
hycon@hycon.dk
www.hycon.dk

DISTRIBUTOR: